

2237 - Teaching Survey Summer 2023

Summer 2023 - Mengxi Sun ECON 1200 - GAME THEORY - 1270 - Lecture



Created Wednesday, August 23, 2023



Courses Audience: 8
Responses Received: 3
Response Rate: 37.50%

Report Comments



Included in this report:

- Summary of responses to scaled questions
- Response breakdowns
- Student comments
- Results to instructor added custom questions (if applicable)

Understanding and using student feedback:

- We have [resources](#) that can help with interpreting your teaching survey report.
- [Schedule a meeting](#) with a teaching consultant who can help you interpret your results and develop a course of action if necessary.
- In the future:
 - Discuss, teach, and model [giving meaningful feedback](#) with your students.
 - [Request a midterm survey](#) of your course and give students multiple opportunities to practice giving feedback.

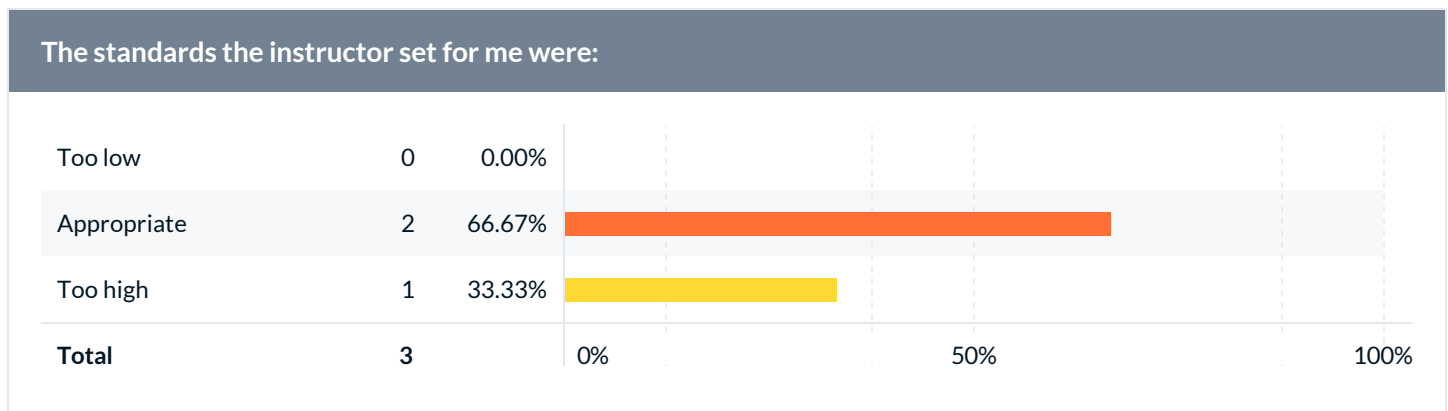
[Contact OMET](#)

Dietrich School of Arts and Sciences Questions

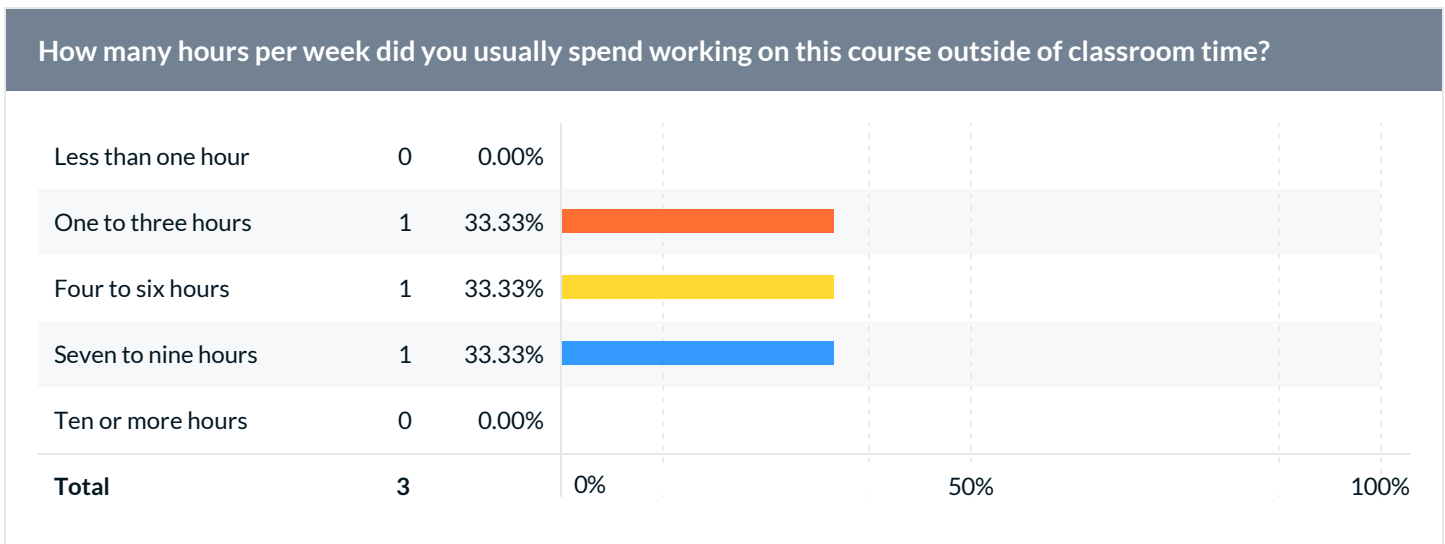
Summary table

| | Invited Count | Response Count | Response Rate | Mean | Median | Mode | SD |
|--|---------------|----------------|---------------|------|--------|------|------|
| The instructor created an atmosphere that kept me engaged in course content. | 8 | 3 | 37.50% | 3.67 | 5.00 | 5 | 2.31 |
| The instructor was prepared for class. | 8 | 3 | 37.50% | 4.33 | 5.00 | 5 | 1.15 |
| The instructor treated students with respect. | 8 | 3 | 37.50% | 4.67 | 5.00 | 5 | 0.58 |
| The instructor was available to me (in-person, electronically, or both). | 8 | 3 | 37.50% | 5.00 | 5.00 | 5 | 0.00 |
| The instructor evaluated my work fairly. | 8 | 3 | 37.50% | 4.67 | 5.00 | 5 | 0.58 |
| The instructor provided feedback that was helpful to me. | 8 | 3 | 37.50% | 4.67 | 5.00 | 5 | 0.58 |
| I learned a lot from this course. If there is no basis to judge or not applicable, answer N/A. | 8 | 3 | 37.50% | 4.33 | 5.00 | 5 | 1.15 |
| Overall of All Questions | 56 | 21 | 37.50% | 4.48 | - | - | 1.13 |

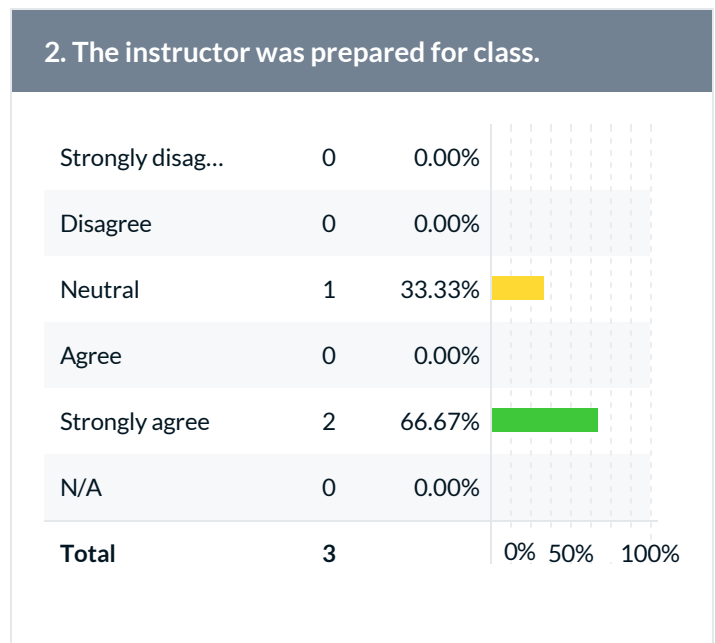
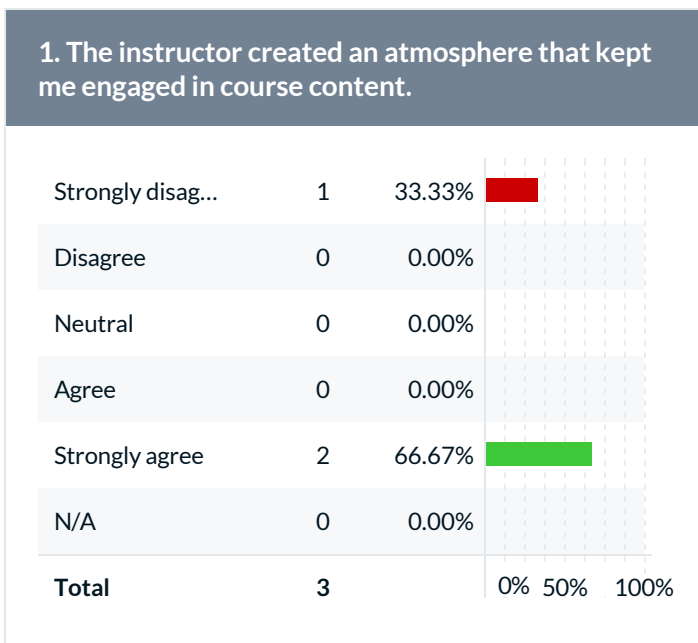
The standards the instructor set for me were:



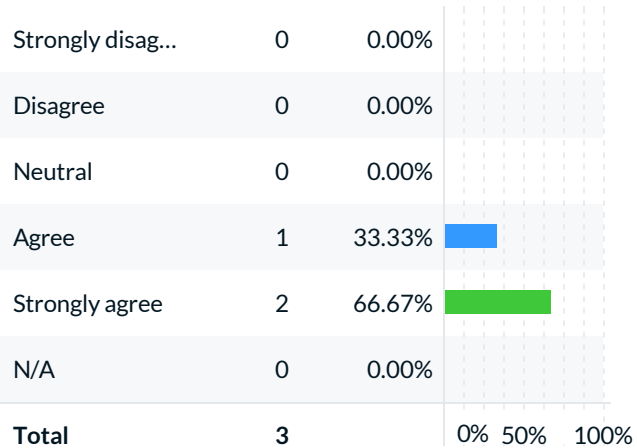
How many hours per week did you usually spend working on this course outside of classroom time?



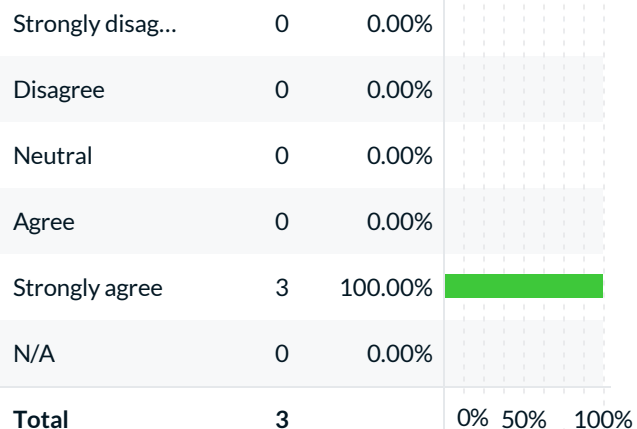
Response breakdown



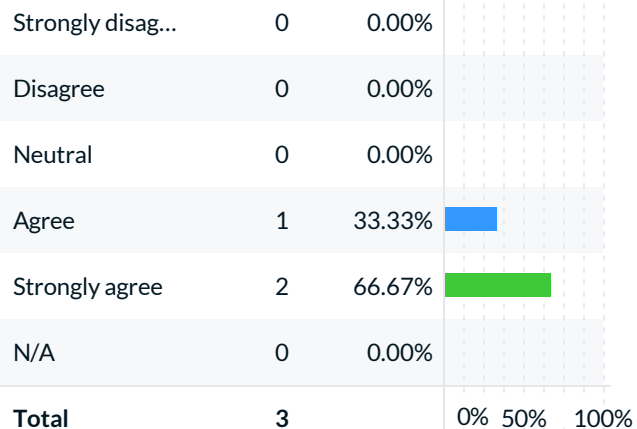
3. The instructor treated students with respect.



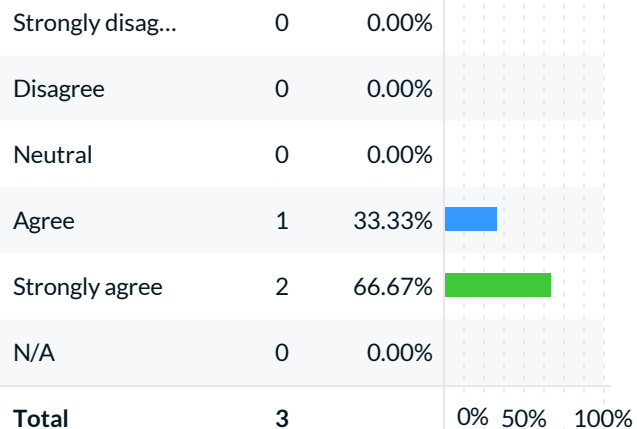
4. The instructor was available to me (in-person, electronically, or both).



5. The instructor evaluated my work fairly.



6. The instructor provided feedback that was helpful to me.



7. I learned a lot from this course. If there is no basis to judge or not applicable, answer N/A.

| | | | |
|-------------------|----------|--------|------------------------------------|
| Strongly disag... | 0 | 0.00% | |
| Disagree | 0 | 0.00% | |
| Neutral | 1 | 33.33% | <div style="width: 33.33%;"></div> |
| Agree | 0 | 0.00% | |
| Strongly agree | 2 | 66.67% | <div style="width: 66.67%;"></div> |
| N/A | 0 | 0.00% | |
| Total | 3 | | 0% 50% 100% |

DSAS Comments

What did you like best about how the course was taught?

Comments

The instructor was well-organized, explained everything clearly, and made good use of examples.



If you were teaching this course, what would you do differently?

Comments

Nothing comes to mind.

Diversity and Inclusion

The instructor creates an inclusive learning environment for all students.

| | | | |
|---------------------|----------|-----------|--|
| 1 Strongly disagree | 0 | 0.00% | |
| 2 Disagree | 1 | 33.33% |  |
| 3 Neutral | 0 | 0.00% | |
| 4 Agree | 0 | 0.00% | |
| 5 Strongly agree | 2 | 66.67% |  |
| Total | 3 | 0% | 0% 50% 100% |

| Statistics | Value |
|--------------------|--------|
| Invited Count | 8 |
| Response Count | 3 |
| Response Ratio | 37.50% |
| Mean | 4.00 |
| Median | 5.00 |
| Mode | 5 |
| Standard Deviation | 1.73 |